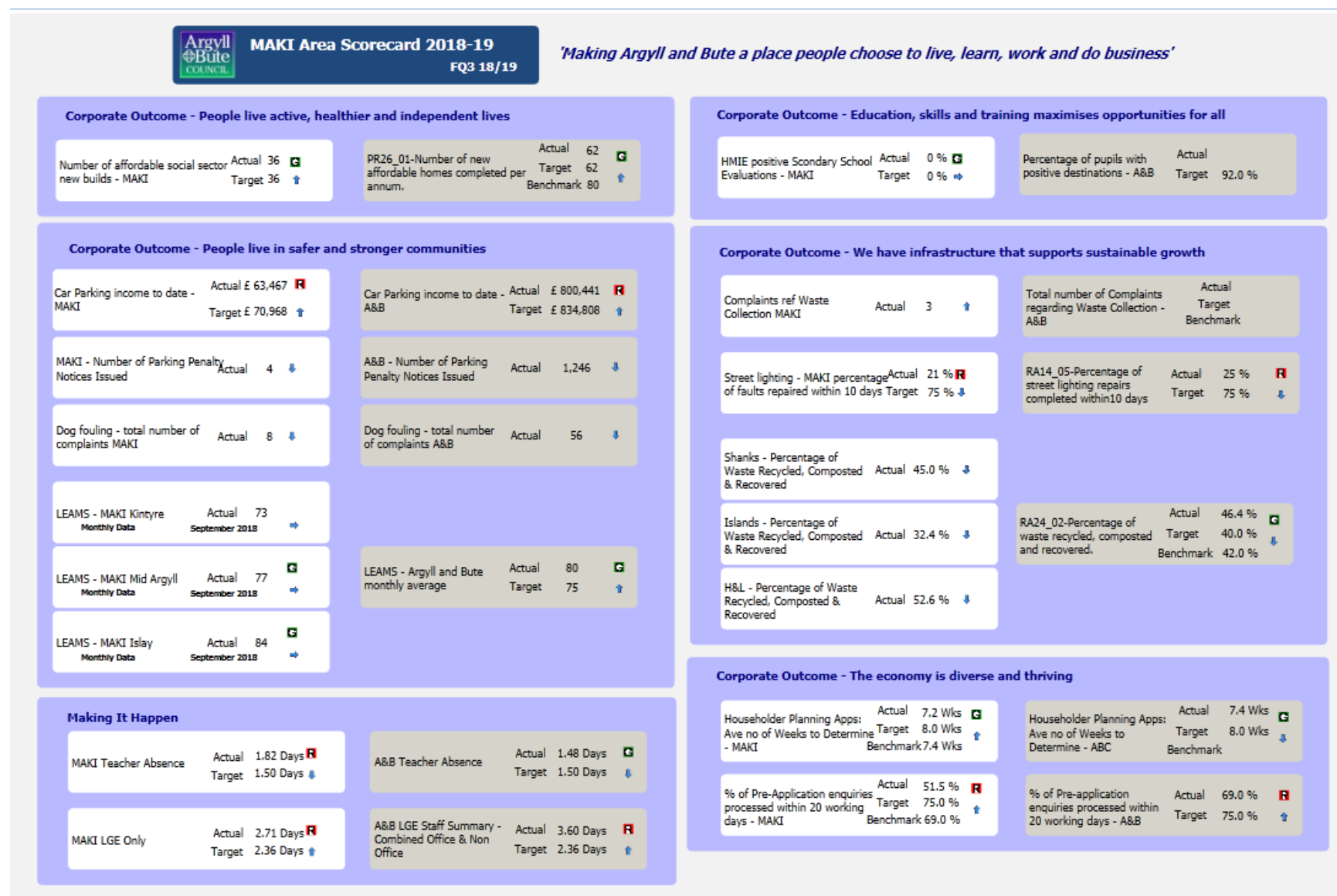


MAKI Area Committee Scorecard FQ3 2018/19





MAKI Area Scorecard 2018-19

FQ3 18/19

'Making Argyll and Bute a place people choose to live, learn, work and do business'

Corporate Outcome - People live active, healthier and independent lives

Number of affordable social sector new builds - MAKI	Actual 36	↻
	Target 36	↑

PR26_01-Number of new affordable homes completed per annum.	Actual 62	↻
	Target 62	↑
	Benchmark 80	

'Making Argyll and Bute a place people choose to live, learn, work and do business'

Corporate Outcome - People live in safer and stronger communities

Car Parking income to date - MAKI
Actual £ 63,467 **R**
Target £ 70,968 **↑**

Car Parking income to date - A&B
Actual £ 800,441 **R**
Target £ 834,808 **↑**

MAKI - Number of Parking Penalty Notices Issued
Actual 4 **↓**

A&B - Number of Parking Penalty Notices Issued
Actual 1,246 **↓**

Dog fouling - total number of complaints MAKI
Actual 8 **↓**

Dog fouling - total number of complaints A&B
Actual 56 **↓**

LEAMS - MAKI Kintyre
Monthly Data
Actual 73
September 2018 **→**

LEAMS - MAKI Mid Argyll
Monthly Data
Actual 77 **G**
September 2018 **→**

LEAMS - MAKI Islay
Monthly Data
Actual 84 **G**
September 2018 **→**

LEAMS - Argyll and Bute
monthly average
Actual 80 **G**
Target 75 **↑**



MAKI Area Scorecard 2018-19

FQ3 18/19

'Making Argyll and Bute a place people choose to live, learn, work and do business'

Making It Happen

MAKI Teacher Absence	Actual	1.82 Days	
	Target	1.50 Days	

MAKI LGE Only	Actual	2.71 Days	
	Target	2.36 Days	

A&B Teacher Absence	Actual	1.48 Days	
	Target	1.50 Days	

A&B LGE Staff Summary - Combined Office & Non Office	Actual	3.60 Days	
	Target	2.36 Days	



MAKI Area Scorecard 2018-19

FQ2 18/19

'Making Argyll and Bute a place people choose to live, learn, work and do business'

Corporate Outcome - Education, skills and training maximises opportunities for all

HMIE positive Scondary School	Actual	0 %	🟢
Evaluations - MAKI	Target	0 %	➡


Percentage of pupils with	Actual	94.7 %
positive destinations - A&B	Target	92.0 %


'Making Argyll and Bute a place people choose to live, learn, work and do business'


Corporate Outcome - We have infrastructure that supports sustainable growth



Complaints ref Waste Collection MAKI Actual 3 



Total number of Complaints regarding Waste Collection - A&B Actual



Shanks - Percentage of Waste Recycled, Composted & Recovered Actual 45.0 % 

Islands - Percentage of Waste Recycled, Composted & Recovered Actual 32.4 % 

H&L - Percentage of Waste Recycled, Composted & Recovered Actual 52.6 % 

RA24_02-Percentage of waste recycled, composted and recovered.	Actual	46.4 %	
	Target	40.0 %	
	Benchmark	42.0 %	

Street lighting - MAKI percentage of faults repaired within 10 days Actual 21 %  Target 75 % 

RA14_05-Percentage of street lighting repairs completed within 10 days	Actual	25 %	
	Target	75 %	



MAKI Area Scorecard 2018-19

FQ3 18/19

'Making Argyll and Bute a place people choose to live, learn, work and do business'

Corporate Outcome - The economy is diverse and thriving

Householder Planning Apps: Ave no of Weeks to Determine - MAKI	Actual	7.2 Wks	
	Target	8.0 Wks	
	Benchmark	7.4 Wks	

% of Pre-Application enquiries processed within 20 working days - MAKI	Actual	51.5 %	
	Target	75.0 %	
	Benchmark	69.0 %	

Householder Planning Apps: Ave no of Weeks to Determine - ABC	Actual	7.4 Wks	
	Target	8.0 Wks	
	Benchmark		

% of Pre-application enquiries processed within 20 working days - A&B	Actual	69.0 %	
	Target	75.0 %	